


Fumis ALPHA V2

SUPERIOR COMBUSTION CONTROL TECHNOLOGY
for stoves, burners and boilers with state-of-the-art
Airflow Control.



Key benefits:

MAXIMUM USER COMFORT

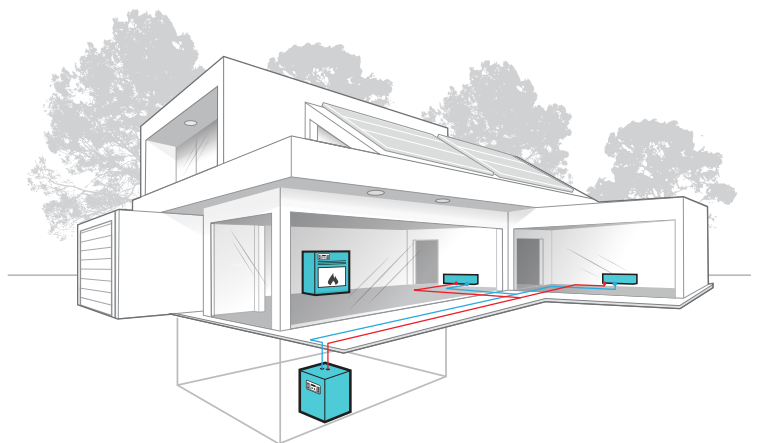
- 100 % operating autonomy
- Prediction of remaining operating hours and biomass level control
- Effective user communication via intuitive touch screen interface
- Visually attractive, ergonomic design

ECO FRIENDLY

- Lower fuel consumption
- Lower CO emissions
- Lower particle emissions

COST EFFICIENT

- Lower fuel consumption due to higher efficiency
- Lower heating cost due to optimum combustion in all operating conditions



STOVE



HYDRO
STOVE



BURNER



PELLET
BOILER

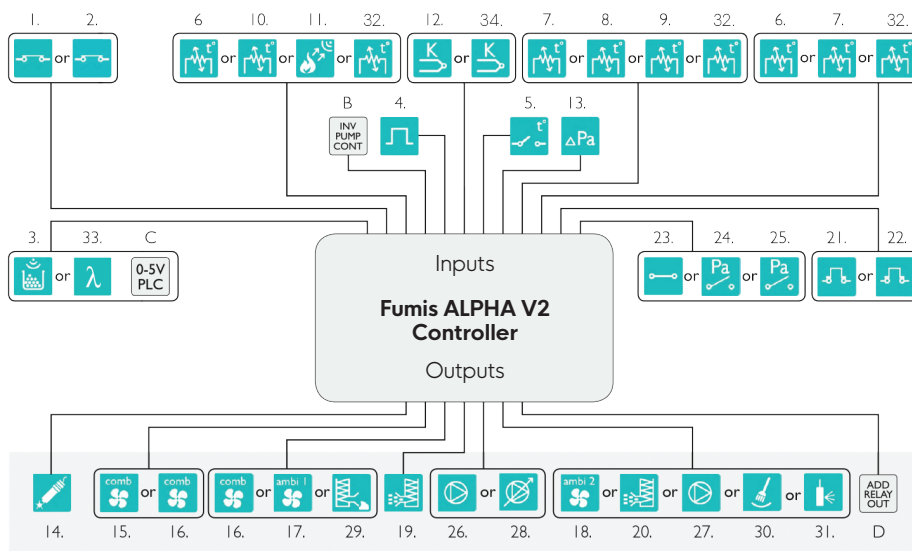


FIREWOOD
BOILER

Product Overview:

FUMIS ALPHA V2 is a superior solution for combustion control of stoves, burners, and boilers. Its distinctive user-friendly design, unique autonomy prediction, and customization options help heating appliance manufacturers differentiate their products from the competition.

Implementing FUMIS ALPHA V2 controllers into the heating appliance makes them more efficient, fuel saving and with diminishing emissions. Our state-of-the-art Airflow and Combustion Chamber Control logics allow heating appliances to operate at optimum efficiency regardless of the fuel quality and installation conditions (e.g., chimney draught) without fine-tuning during installation. FUMIS ALPHA V2 controller helps customers reduce costs on various points of their products' life cycle - production, R&D, logistics, and installation with its fully customizable configurations and operation logic.



Inputs and outputs:

1. Door open switch
2. Pellets level sensor (capacitive switch)
3. LevelTronic
4. Hall speed sensor
5. External thermostat
6. Water temp. sensor (NTC)
7. Air temp. sensor (NTC)
8. Back water temp. sensor (NTC)
9. Secondary room temp. sensor (NTC)
10. Accumulator temp. sensor (NTC)
11. Flame detection sensor
12. Flue gas temp. sensor
13. Air flow sensor (Tube connection)
14. Igniter (max. 450W)
15. Fan 1 as primary Combustion fan
16. Fan 2 as chimney fan or secondary comb. fan
17. Fan 2 as ambient fan
18. Fan 3 as secondary room fan
19. Pellets feeder 1
20. Pellets feeder 2
21. Safety temperature limiter (water) STB
22. Safety temperature limiter (pellets) STB
23. Additional safety switch
24. Air under pressure safety switch
25. Water pressure safety switch
26. Water pump
27. Back water pump (By-pass)
28. Modulated water pump (inverter pump)
29. Ash extraction auger
30. Mechanical chamber cleaning
31. Air pulse cleaning
32. Pellet temp. sensor (NTC)
33. LambdaTronic
34. Chamber temp. sensor (K-Type)
- A Inverted pump contact
- B External power setting
- C Additional relay output

Configurations:

- | | |
|---|--|
| <ol style="list-style-type: none"> 1. Basic Pellet Stove 2. Pellet Stove with 2nd Ambient Fan 3. Water Stove with automatic chamber cleaning 4. Basic Pellet Boiler 5. Pellet Boiler with automatic chamber cleaning 6. Pellet Boiler with Back Water management 7. Pellet Boiler with automatic combustion chamber and ash extraction | <ol style="list-style-type: none"> 8. Basic Pellet Burner 9. Pellet Burner with water pump management and compressed air cleaning 10. Basic Firewood Boiler 11. Combined Boiler (Firewood/pellets) with automatic chamber cleaning 12. Firewood boiler with back water management 13. Customized config. (i.e. Bakery oven burner) |
|---|--|

Options:

1. LambdaTronic universal lambda modul
2. Fumis LINK Wireless access point
3. Fumis Premium touch screen user interface
4. Fumis IR-RC remote control unit
5. LevelTronic biomass level sensor
6. Fumis Relay artificial load with integrated relay
7. Quick Pro field programming unit
8. Fumis mobile APP (for iOS or Android)



	ALPHA V2 60/70	ALPHA V2 65/75
Description:	Biomass combustion control electronics.	Biomass combustion control electronics With integrated airflow sensor
Technical characteristics:	<ul style="list-style-type: none"> • 5 multifunction triac outputs 240 V AC 1 A • 1 relay output 240 V AC 3 A (700 W) • 1 modulated water pump output 10 V 15 mA • 2 multifunction inputs NTC 10 kOHM (water/air temperature sensors) • 2 thermocouple inputs type K (flue gas temperature sensors) • 1 multifunction temperature input (NTC 10 k flame presence sensor) • 2 multifunction sensor inputs (fan speed and pellet level sensor) • 2 multifunction digital inputs (external thermostat, open door) 240 V AC 500 µA • 2 safety inputs (safety temperature switch – STB, pressure safety switch) 240 V AC 500 µA • RJ45 connector for serial communication • relay output 240 V AC 1 A 240 W (7th output, only on Alpha V2 70/75) 	<ul style="list-style-type: none"> • 1 modulated water pump output 10 V 15 mA • 2 multifunction inputs NTC 10 kOHM (water/air temperature sensors) • 2 thermocouple inputs type K (flue gas temperature sensors) • 1 multifunction temperature input (NTC 10 k flame presence sensor) • 2 multifunction sensor inputs (fan speed and pellet level sensor) • 2 multifunction digital inputs (external thermostat, open door) 240 V AC 500 µA • 2 safety inputs (safety temperature switch – STB, pressure safety switch) 240 V AC 500 µA • RJ45 connector for serial communication • relay output 240 V AC 1 A 240 W (7th output, only on Alpha V2 70/75)
Functionalities:	<ul style="list-style-type: none"> • Weekly programme • serial communication port • "Fire-memory" • autonomy indication • combined fuel operation firewood/pellets • water pump control (ON/OFF or modulated) 	As ALPHA V2 60 but with integrated airflow sensor.
User interface:	LED display with touch screen keyboard / Fumis Premium	
Power supply:	230 V AC, 50-60 Hz (optional 115 V AC)	
Dimensions:	Controller: 134 x 100 x 38, Controller in plastic BOX: 170 x 108 x 43. User interface: 120 x 63 x 16.	
Mounting:	Controller: on plastic stand-offs or in plastic box. User interface: panel mount.	

DISCLAIMER: "Information contained in this publication regarding device applications and the like is provided only for your convenience and may be superseded by updates. It is your responsibility to ensure that your application meets with your specifications. ATEch makes no representation or warranties of any kind whether express or implied, written or oral, statutory or otherwise, related to the information, including but not limited to its condition, quality, performance, merchantability or fitness for purpose. ATEch disclaims all liability arising from this information and its use. No licenses are conveyed, implicitly or otherwise, under any ATEch intellectual property rights."